

UPM Rauma

ENVIRONMENTAL AND SOCIAL RESPONSIBILITY 2023



UPM Rauma

UPM Communication Papers Oy's Rauma mill is located on the west coast, near the city centre of Rauma, by the sea. Metsä Fibre Oy's pulp mill, Forchem Oy's tall oil distillation plant and Rauman Biovoima Oy are also based at the same mill site. UPM Communication Papers Oy supplies raw and chemically purified water to the site, and is responsible for the joint treatment of the wastewater from both industry and the city. The companies collaborate closely in energy production, and Rauman Biovoima supplies the city of Rauma's required district heating power. The operations of Rauma Biovoima and Rauma paper mill support the Hinku project in the city of Rauma aiming for carbon neutral municipality.

The Rauma mill, except for RaumaCell, is part of UPM Communication Papers Oy, one of the subsidiaries of UPM Kymmene Oy. RaumaCell belongs to UPM Kymmene Oy.

Currently, the Rauma mill has two paper machine lines, a fluff pulp department, a twin-line debarking plant, two TMP plants, a water plant, a biological effluent purification plant and a disposal site for industrial waste.

The paper machines produce coated LWC papers used in magazines. The end uses of the paper made in Rauma include magazines, sales catalogues and various types of printed advertising products. In addition, RaumaCell produces fluff pulp as a raw material for hygiene and table-setting products.

Also located at UPM Communication Papers Oy's mill site is Rauman Biovoima Oy, which procures most of its usage, maintenance and environmental services from UPM Communication Papers Oy. Approximately 87% of the energy produced by Rauman Biovoima Oy for UPM is generated using renewable fuels. As the power plant is a separate company, its operations have only been included in this annual report with regard to vicarious liability.



| | |
|-----------------------------|--|
| Production capacity | 645,000 tonnes of paper 100,000 tonnes of fluff pulp |
| Personnel | 415 |
| Products | Coated magazine paper: UPM Star, UPM Ultra, UPM Cote, UPM Valor, UPM Cote Silk, UPM Ultra Matt, UPM Star Silk Fluff pulp: UPM BioBright, UPM BioSmart, UPM BioBrown |
| Certificates | EMAS – EU Eco-Management and Audit Scheme ISO 14001 – Environmental Management System ISO 9001 – Quality Management System Standard ISO 45001 – Occupational Health and Safety System PEFC wood origin monitoring system – Programme for the Endorsement of Forest Certification FSC® wood origin monitoring system – Forest Stewardship Council® ETJ+ Energy Efficiency System All certificates can be found at the UPM's Certificate Finder available at www.upm.com/responsibility |
| Environmental labels | EU Ecolabel |



UPM Rauma Environmental and Societal Responsibility 2023 is a supplement to the Corporate Environmental and Societal Responsibility Statement of UPM's pulp and paper mills (available at www.upm.com) and provides mill-specific environmental and societal performance data and trends for the year 2023. The annually updated mill supplements and the UPM Corporate Environmental and Societal Responsibility Statement together form the joint EMAS Statement of UPM Corporation. The next Updated UPM Corporate Environmental Statement and also this supplement will be published in 2025.

We deliver renewable and responsible solutions and innovate for a future beyond fossils across six business areas: UPM Fibres, UPM Energy, UPM Raflatac, UPM Specialty Papers, UPM Communication Papers and UPM Plywood. As the industry leader in responsibility, we are committed to the UN Business Ambition for 1.5°C and the science-based targets to mitigate climate change. We employ 16,600 people worldwide and our annual sales are approximately EUR 10.5 billion. Our shares are listed on Nasdaq Helsinki Ltd. UPM Biofore – Beyond fossils. www.upm.com



For more information about FSC certification visit fsc.org



For more information about PEFC certification visit pefc.org



EU Ecolabel : FI/011/001

Review of the year 2023

The year 2023 was considerably different from 2022. 2022 was heavily influenced by a 4-month strike at UPM's paper mill, which lasted from January to April 2023. In 2023, there were no such strikes. Challenges for 2023 were posed by operational difficulties in running the paper machines, which resulted in higher than normal water consumption and solid waste, which was treated at the wastewater treatment plant. In 2022, piping modifications were carried out at the integrated sewage treatment plant, and the pipeline affected by these modifications experienced maintenance challenges in 2023 related to the resistance of the new weld seam. Incipient leaks were identified by the personnel well in advance and could be repaired during normal production due to the good cooperation between Metsä Fibre and UPM. Approximately 96% of the wastewater from the city of Rauma was directed to the forest industry wastewater treatment plant. The Maanpäänniemi treatment plant discharged 198,803 m³ of chemically treated wastewater to the sea, an average of 545 m³ per day. The volume of water entering the plant was higher than in previous years. The rainfall and thaw in January and March, along with the rainy autumn, contributed to this increase.

No vessels were dismantled at UPM Communication Papers Oy's harbour in 2023. There were 3 ships with cargoes of timber leaving from the port. There was no change in the port's operations in 2023 compared to the past. The port's operations will change from the beginning of 2024. UPM will sell the harbour structures to Metsä Fibre Oy, the owner of the land. As the port is covered by the environmental permit for the UPM's mill, UPM will submit a notification of the sale of the port to the supervisory authority for the purpose of obtaining a permit. Similarly, Metsä Fibre will make an acknowledgement of receipt in which they declare that they are the actual operator, in which case Metsä Fibre must act in accordance with the obligations described in the environmental permit.

We have developed our operations in line with UPM's 2030 goals. In 2023, measures to reduce environmental

impacts, which had already started in 2022, were continued. In 2023, the dosing of magnesium hydroxide was continued in the peroxide bleaching of Paper Machine 4. Previously, magnesium hydroxide was dosed using equipment (dosing equipment, tanks, pumps) supplied by the supplier, which was replaced in 2023 by equipment requiring own investment to reduce COD. In addition, the APC control system introduced in 2022 was further developed to better suit production in order to achieve specific chemical and energy consumption savings. Furthermore, the mill invested in a new electric boiler. The boiler started operating in July 2023, producing steam using CO₂-free electricity.

Active preventative safety work with regard to environmental matters continued in 2023. Personnel were encouraged to make observations related to environmental matters and notifications of deviations. The objectives for personnel safety also included a requirement that at least two notifications per year should be related to the environment. In fact, there were no significant environmental incidents at the paper mill in 2023. However, one environmental non-conformity at CAT-3 level (moderate) was recorded in the environmental safety system. The daily NO_x permit value for Boiler 5 was exceeded and reached 271 mg/Nm³ (permit value set at 251 mg/Nm³) due to a calibration error of the emission meter. Although

the steam boiler in question belongs to Rauman Biovoima Oy, the deviation is recorded in the UPM's system according to UPM's accounting rules. In relation to the co-processing plant, two minor deviations (CAT 2) were recorded in UPM's safety system during 2023. The first minor deviation was related to the leak of the weld seam, as previously discussed. The second minor deviation was related to an incident where the hydraulic hose of an unloader delivering nutrient concentrate to the co-purification plant broke and a small amount (2–3 litres) of hydraulic oil spilled on the ground near the co-purification plant. Peak loads from paper machines or Metsä Fibre pulp mills could be treated in the co-purification plant without any environmental impact.

Other environmental non-conformities in 2023 (minor, mild) were typically related to overflows of broke tanks or isolated deficiencies, for example, temporary storage of a chemical container without a containment basin. In 2023, there were no contacts from city residents or environmental authorities related to the operation of the treatment plant.

Noise

In 2023, noise abatement continued to focus on preventive maintenance. In addition, an annual noise measurement was carried out at agreed off-site locations. No external reports on noise/vibration were filed. The noise model for the mill site has been updated to reflect ▶




Jari Mäki-Petäys,
Mill Manager




Pasi Varjonen,
Safety and Environmental Manager

- ▶ the situation after the closure of PK2 and the mills in 2020. On the basis of the results, the noise caused by the UPM Rauma mill is below permitted limits.

Waste

In 2023, waste management continued as in previous years, with all solid waste being recovered either as material or energy. Ash is generated at the Rauman Biovoima power plant, and all of the ash was reused as building material for the Sampaanalanlahti site. The aim is to continue to use ash and other recycled materials from the forest industry beyond 2024.

The mass stabilisation work in Sampaanalanlahti ended in early 2020. In 2023, the construction of multi-storey structures continued at the Sampaanalanlahti site. 6,240 m² of pitch was built in the area of the B basin. The field is almost finished except for a surface structure. The environmental permit for the development of Sampaanalanlahti is valid until the end of 2028. In 2021, a new environmental permit was obtained to develop the undeveloped area of Sampaanalanlahti into a storage field. UPM appealed the permit to the Vaasa Administrative Court, which has not yet issued a decision on the appeal.

Certificates

The paper mill has shifted to a so-called multisite model (ISO certificates, ETJ+) as far as the quality management system's certification is concerned, which covers all paper mills in Finland. Both internal and external audits are integral parts of the Multisite model. Internal audits are carried out by auditors from other UPM mills. Kiwa Inspecta is responsible for the external audits. The entire production of the paper mill has been awarded the EU Ecolabel, which was last approved at the mill in 2023. The EU Ecolabel criteria were updated in 2019. The label shows that a product has been manufactured in a way that saves energy and water, minimises the amount of waste, favours renewable natural resources and uses raw materials that are as environmentally friendly as possible. The EU Ecolabel is the only independent environmental label valid throughout Europe. The Rauma mill also meets the criteria for Swanmark verified status.

Environmental permit situation

On 7 December 2016, the Southern Finland Regional State Administrative Agency granted a final permit for the existing paper mill and port, which was amended by the Vaasa Administrative Court on 20 September 2018. The current valid environmental permit for the co-purification plant is the environmental permit issued by the Southern Finland Regional State Administrative Board on 8 May 2018, to which the Supreme Administrative Court added the obligation to clarify by its decision of 11 November 2021. The study must consider the conditions at the treatment plant to achieve good treatment performance at all new permit values by 31 December 2025.

UPM Rauma

Contribution to UN Sustainable Development Goals in 2023



Supply chain

96%

of raw materials spend qualified against UPM Supplier and Third Party Code (wood not included)



Taxes

The mill's tax contributions are approximately

8* million euros

Property taxes: 0.35 million euros
 Estimated municipal taxes from employees' wages: 0.5 million euros
 Estimated corporate tax: 7.5 million euros based on the number of employees*

* share for all the municipalities approx. 24%. Each municipality receives a share of this depending on the ratios calculated based on business and forest operations in the municipality


The tax impact on wages, and therefore the overall tax impact, will be significantly lower than in previous years (21 million Euros in 2022). This is due to the introduction of social welfare regions. Welfare regions are financed by the state, which means that the municipal tax rates on wages are lower than in the past.



Energy

Share of biomass-based fuels in the energy supplied by Rauma Biovoima Oy.

87%



Health

Sick leaves:

3.7%


* calculated from theoretical working time



Safety

2,724

safety and environmental observations, incident reports, safety inspections and discussions recorded by the personnel at UPM Rauma.



Employment

The mill employed

415
people

Summer workers and trainees:

81
people



Water

Percentage of recycled nutrients of the effluent purification plant's additional nutrients:

88%



Waste

Reused ash

100%

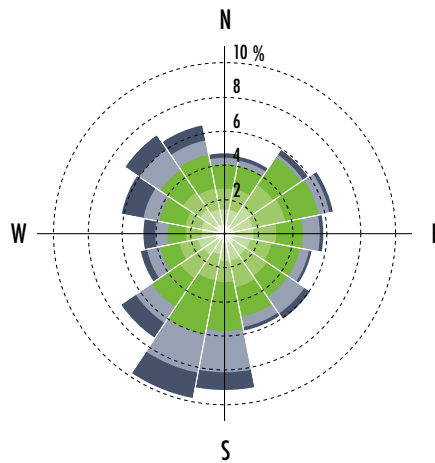
Air



Nitrogen and CO₂ emissions in 2023 increased compared to 2022. Sulphur emissions remained at 2022 levels.

The higher emissions to air were due to the higher amount of energy purchased from Rauma Biopower in the previous year due to the increased production volumes in 2023. Due to Rauma Biovoima exceeding the daily NO_x permit limit, a Cat 3 environmental deviation was also recorded in the UPM's system.

The air-quality measurement point nearest to the Rauma mill is located in Sinisaari, approximately 0.5 kilometres (towards the city) from the mill. The wind rose shows the direction from which the wind comes. The 2023 anemometer data was based on the winds at the Kylmäpihlaja measuring point when the Sinisaari anemometer was broken.

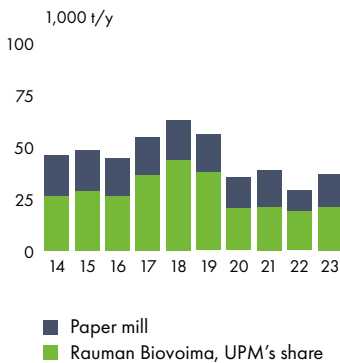


Wind rose

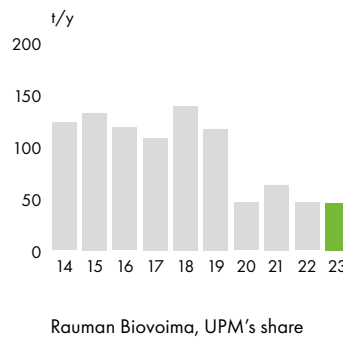
- Calm
- 0.5–3 m/s
- 3–5 m/s
- 5–7 m/s
- 7–10 m/s
- 10–13 m/s
- 13–16 m/s
- > 16 m/s

Wind direction and wind speed in Kylmäpihlaja for the measurement period 1/1/2022–31/12/2023. Source Meteorological Office.

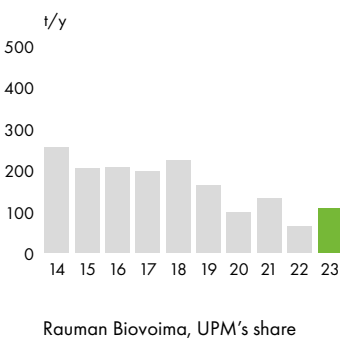
Carbon dioxide (fossil), CO₂, scope 1



Sulphur dioxide, SO₂



Nitrogen oxides, NO_x



Waste

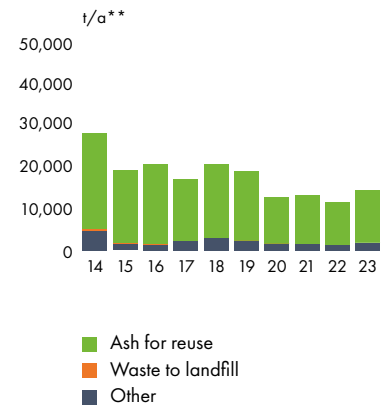


Ash from the power plant was reused in the construction at the Sampaanalantahti site, as in previous years. The rest of the generated waste was mill waste, recycled fibre, metal and hazardous waste, and combustible waste.

All solid waste is reused either as materials or energy. The ash is produced at the Rauma Biovoima power plant and all the ash produced was used as building material in the construction of the Sampaanalantahti site. The aim is to continue utilising ash and other recycling materials from the lumber industry in 2024. Possible options include the surface structures of the landfills and construction of storage fields. New utilisation possibilities in earthmoving are also being investigated. Ash will be used to replace other construction materials, such as cement.

The use of the Suiklansuo landfill area already ended in 2017. The last deposits to the site before it was closed down were soda sediment from Metsä Fibre Oy and mill waste from UPM.

Waste and reuse*



* ash, Rauman Biovoima's share
** calculated as dry weight

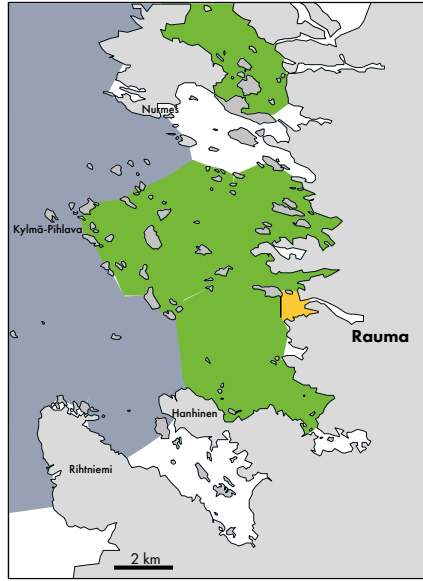
Water



An operational committee made up of representatives from UPM Communication Papers Oy, Metsä Fibre Oy and the city of Rauma is in charge of developing the joint purification and directing its success. The responsibility for wastewater treatment remains with UPM Communication Papers Oy.

The wastewater treatment results were at the normal and good level. In 2023, no exceedances of the permit limits were recorded for wastewater treatment.

The annual total discharges were in compliance with the best available technical requirement level, BAT. The wastewater effluent load from the forest industry and joint purification is now so low that the state of the water system can no longer be significantly improved by making treatment more efficient. In line with UPM's 2030 targets, the wastewater treatment plant uses recycled nutrients, which accounted for 88.4% of all nutrients used. The slightly lower use of recycled feed than in the past was due to maintenance work



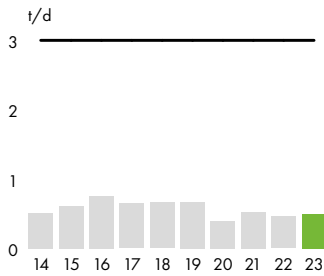
Source: Lounais-Suomen vesi- ja ympäristötutkimus Oy

- Excellent
- Good
- Satisfactory
- Passable
- Poor

The general usability of the Rauma sea area in 2023. The classification is based on the phosphorus and chlorophyll content in the production layer, and the amount of *E. coli* bacteria count in the surface layer between June and September. The classification was determined based on the lowest quantity compared with the highest.

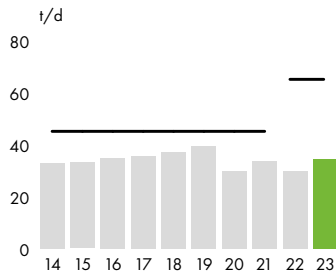
by the supplier, which meant that the recycled feed we use was not normally available.

Biological oxygen demand, BOD₅



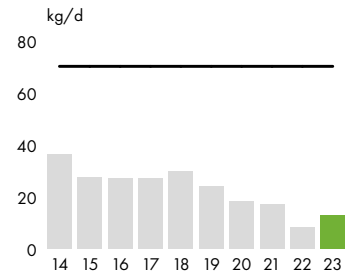
— Permit, three-month sliding

Chemical oxygen demand, COD_{Cr}



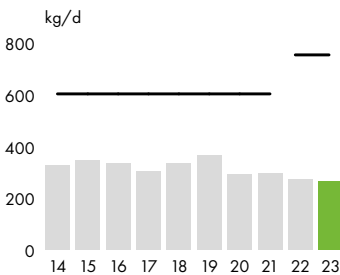
— Permit, three-month sliding

Phosphorus, P



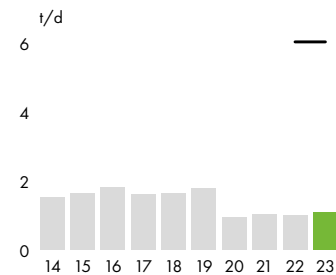
— Permit, three-month sliding

Nitrogen, N



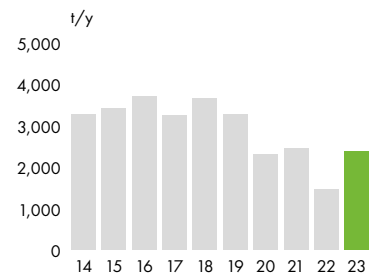
— Permit, three-month sliding

Solid load into the sea



— Permit, three-month sliding

COD load into the sea, UPM's share



Management of crises and exceptional situations

Prevention of exceptional situations and management of crises at the Rauma mill is the responsibility of the mill management and the safety and environmental organisation, as well as the fire-fighting and mill protection organisation. Both guidelines for exceptional situations and rescue and fire extinguishing plans have been made for the Rauma mill.

A crisis management group has been established for the management of exceptional situations, which is responsible for the operative management of excep-

tional situations. The crisis management group is led by the mill manager and he has two deputies. In addition, members have been appointed to the crisis management group from different parts of the mill organisation.

An exceptional situation refers to an unforeseen chain of events that has a powerful impact on the functions of the organisation and escalates quickly. As examples, we can mention serious accidents (large fires, explosions, chemical and traffic accidents that the mill site),

environmental damage, serious work accidents, cybersecurity threats or information attacks. The operations of the mill safety organisation cover expert duties in occupational safety, mill guarding, firefighting and rescue operations, and the control of hazardous substances. Drills related to exceptional situations are an important part of the preventative safety work. Firefighting and rescue operations are always led by the rescue authorities.

Social responsibility

Interaction with stakeholders that works well is a key factor in the success of UPM. We are committed to promoting the vitality of the communities near our facilities through active collaboration and open dialogue with different stakeholders, as well as through different sponsorship projects and employee volunteering.

We create economic well-being as a company. We affect local communities and societies in various ways. Understanding the impact that we have is an essential component of our business success. In many locations, we are a major employer, taxpayer and partner to local entrepreneurs, making positive contributions to the local economy. The employment impact of UPM Communication Papers Oy in the Rauma area is significant and, in terms of figures, the indirect employment impact of the mill is 428 persons. We apply several precautionary measures to mitigate and remedy potential adverse environmental and social impacts on our surrounding communities.

The tax revenue generated by UPM's operations has a significant social impact. We pay corporate income taxes in the countries where we create added value and generate profits resulting from that. Due to our corporate and operational structure, we mainly report and pay corporate income taxes in the countries of production and in the countries where

innovations are being developed. In addition to the income taxes that we pay, our various production inputs and outputs are also subject to taxation. Taxes are paid in accordance with the local tax decrees and regulations.

In 2023, UPM's corporate income taxes paid and property taxes were approximately 221 million euros in total (349 million euros in 2022).


The operations of our mills also support local communities in many ways. The property taxes paid and the municipal share of corporate income taxes support the local economy. In addition, the municipal taxes and social security contributions that the employees pay from their wages have a significant local impact. Furthermore, the purchasing power of UPM's employees and subcontractors maintains and enhances the vitality of local communities.

We support sustainable development and promote the financial and mental well-being of the communities around us by participating in numerous community projects as a company. Our work in this arena is clearly connected to our Biofore Strategy and responsibility targets. It is coordinated under the umbrella of our Biofore Share and Care programme.

The Biofore Share and Care programme comprises three forms of support:

sponsorships, donations and employee volunteering. The support can be a monetary contribution, products, materials or concrete work in projects agreed upon locally. The Rauma mill has supported local sports clubs financially. Local sponsorship projects comprise target-oriented, long-term involvement in the communities where UPM operates.

Our focus is on activities and projects that are related to our business, support innovation and sustainable development, or promote local vitality and





well-being. The Biofore Share and Care programme's three priority areas are Reading and learning, Local engagement and Beyond fossils.

We procure responsibly

UPM is committed to responsible procurement practices throughout the procurement chain. We work closely with our suppliers to ensure that they understand and meet all of the company's requirements for sustainable development and responsibility.

We require all suppliers to comply with the UPM Supplier and Third Party Code, which specifies the minimum requirements for responsibility relating to environmental impacts, human rights, labour practices, occupational health and safety, product safety and bribery.

UPM's aim is that by 2030 100% of the value of raw material procurements and 80% of the value of all procurements come from suppliers who have committed to UPM's Code. In 2023, 98% of the value of UPM's raw material procurements and 89% of the value of all procurements came from suppliers like these.

Suppliers' environmental and social performance is tracked through regular data collection and analysis. Based on the annual risk assessments, we select the suppliers whose performance

we want to study more closely. If any non-conformity is found, the supplier is obligated to take corrective actions. We actively keep track of the results of these actions and support our suppliers with our know-how so that they can enhance their performance.

We want to be the industry leader in safety

Our goal at UPM is to be the industry leader in health and safety. Our target is to avoid serious and fatal accidents completely. Safety is an inseparable part of our daily activities and is not seen as secondary to anything else. We strive to reduce and eliminate accidents through continuous improvements and effective risk management.

Our employees, as well as business partners and their employees, are required to adopt safe work practices and to comply with the rules and standards we have established.

Before gaining access to UPM's production sites, contractors participate in UPM safety training, which presents the basic safety requirements. This is complemented by job-specific safety induction and a work permit.

We are committed to the surrounding society

The Rauma mill operates closely with society. UPM Communication Papers Oy

supplies the raw water for the city and forest industry. The wastewater co-treatment plant simultaneously purifies the wastewaters of both the forest industry and the community.

Rauman Biovoima provides the paper mill with all of the process steam needed and, in practice, all of the district heating power used by the city of Rauma. Of the fuel used to produce energy, 87% is biomass-based.

The total wood use of the mill was around 890,000 cubic metres in 2023, the majority of which comes from the vicinity.

Our proactive safety work is active

With regard to occupational safety, 3 minor lost-time accidents happened to UPM personnel at the mill site in 2023. Contractors also suffered 3 minor accidents resulting in absences. We have taken proactive safety measures. The personnel made a total of 1,705 safety observations and hazardous situation notifications. In addition, there were 1,019 safety discussions and inspections. The personnel were active on a wide front.

Environmental parameters

The figures related to production as well as raw material and energy consumption are published as aggregated figures on group level in the UPM Corporate Environmental and Societal Responsibility Statement.

| | | 2021 | 2022 | 2023 |
|---------------------------------|---|--|--------------------------|---------------------------|
| Production capacity | Paper | 665,000 t | 665,000 t | 645,000 t |
| | Rauma Cell | 100,000 t | 100,000 t | 100,000 t |
| Raw materials | Pulp and chemicals | See UPM Corporate Environmental and Societal Responsibility Statement for more information | | |
| Energy | Biomass-based fuels | 72% | 68% | 75% |
| | Fossil fuels | 28% | 32% | 25% |
| | Purchased electricity (UPM) ¹⁾ | | | |
| Emissions to air | Particles | 3 t | 1 t | 1 t |
| | Sulphur dioxide, SO ₂ | 63 t | 46 t | 45 t |
| | Nitrogen oxides, NO _x | 142 t | 69 t | 115 t |
| | Fossil, CO ₂ (own energy production, scope 1) | 38,692 t | 29,102 t | 36,700 t |
| | Fossil, CO ₂ (purchased, scope 2) | | 0 t | 0 t |
| Water intake | Process and cooling water | 9,875,690 m ³ | 8,000,197 m ³ | 8,423,381 m ³ |
| Discharges to water | Clean cooling water and rainwater in the area | 84,025 m ³ | 32,988 m ³ | 28,130 m ³ |
| | Process effluent | 9,115,062 m ³ | 7,265,260 m ³ | 10,172,408 m ³ |
| | Biological oxygen demand, BOD ₇ | 52 t | 38 t | 56 t |
| | Chemical oxygen demand, COD _{Cr} | 2,447 t | 1,464 t | 2,372 t |
| | Solids | 100 t | 86 t | 119 t |
| | Phosphorus, P | 1.7 t | 1.5 t | 1.4 t |
| | Nitrogen, N | 29 t | 23 t | 29 t |
| Waste²⁾ | Waste to landfill and/or incineration without energy recovery | 0 t | 0 t | 0,2 t |
| | Recovered waste | | | |
| | – Ash | 11,782 t | 8,934 t | 10,854 t |
| | – Metal | 445 t | 343 t | 560 t |
| | – Energy waste | 574 t | 383 t | 592 t |
| | – Recycled fibre etc. | 369 t | 273 t | 332 t |
| | – Construction waste | | 53 t | 0 t |
| – Others | 64 t | 97 t | 92.5 t | |
| Hazardous waste | | 44 t | 12 t | 27.5 t |
| Total amount of land use | | 153 ha | 153 ha | 153 ha |
| | Area impermeable to water | 127 ha | 127 ha | 127 ha |
| | Area directed towards nature conservation | 26 ha | 26 ha | 26 ha |
| | Area directed towards nature conservation outside the place of business | 90 ha | 90 ha | 90 ha |

¹⁾ See the Group's Environmental and Social Responsibility Statement for more information (e.g. energy indicators)

²⁾ Waste amounts given as dry weight



Performance against targets in 2023

| TARGET | ACHIEVED | COMMENTS |
|---|-----------|---|
| Preventing environmental incidents and achieving Clean Run targets by maintaining uninterrupted operation of the wastewater treatment plant, including ensuring aeration capacity in stoppage situations. | Partially | One Cat 3 deviation due to the Rauma Biopower Plant exceeding the daily NO _x permit limit |
| Paper machine solids loss to the purification plant less than 1.7% of production | No | Actual outturn 3.3%. A disrupted production year. |
| Paper machine water consumption less than 11.5 m ³ /t | No | A disrupted production year. |
| Further improvement of energy efficiency by identifying and implementing energy-saving measures | Yes | The APC control system was further developed to better suit production, for example, to achieve specific energy consumption savings |
| 100% reuse of ash by using ash in the construction of the storage area | Yes | All power plant ash was used in the construction of the storage field |
| UPM RaumaCell: Reduction of water consumption in the dryer (monitoring started) | Yes | Monitoring started. Water consumption reduced during 2023 |
| UPM RaumaCell: Further improvement of energy efficiency by identifying and implementing energy-saving measures | Yes | Steam consumption reduced from 1.33 MWh/t to 1.075 MWh/t |

Targets for 2024

| TARGET |
|--|
| Preventing environmental incidents and achieving Clean Run targets by maintaining uninterrupted operation of the wastewater treatment plant, including ensuring aeration capacity and front-end scrubber operation during downtime. |
| Reducing water consumption and solids waste by implementing changes to water connections and operating habits on paper machines <ul style="list-style-type: none"> – water consumption less than 11.5 m³/t – solids loss to the purification plant less than 2.0% of production |
| Further improvement of energy efficiency by identifying and implementing energy-saving measures. |
| 100% reuse of ash by using ash in the construction of the storage area. |
| UPM RaumaCell: Further reducing water consumption from 2023 by identifying and implementing water saving measures |
| UPM RaumaCell: Further improving energy efficiency, including replacing lighting with more energy-efficient technology |



Revalidation

As an accredited environmental verifier (FI-V-0001), Inspecta Sertifiointi Oy has examined the environmental management system and UPM Rauma Environmental and Societal Responsibility 2023 statement as well as the information concerning UPM Rauma in the Updated UPM Corporate Environmental and Societal Responsibility Statement 2023.

On the basis of this examination, the environmental verifier has herewith confirmed on 2024-04-12 that the environmental management system, the Finnish UPM Rauma Environmental and Societal Responsibility 2023 statement and the information concerning UPM Rauma in the Finnish Updated UPM Corporate Environmental and Societal Responsibility Statement 2023 are in compliance with the requirements of the EMAS Regulation (EC) No 1221/2009.



www.upm.com

**UPM Communication Papers Oy
Rauma**

Tikkalantie 1
PL 95
26101 Rauma
Tel. +358 (0)204 14 101

For more information:
info.rauma@upm.com

Pasi Varjonen
Safety and Environmental Manager
Tel. +358 (0)204 14 3612

Kari Hinkkanen
Energy Manager
Tel. +358 (0)204 14 3112
kari.hinkkanen@upm.com

Jari Mäki-Petäys
Mill Manager
Tel. +358 (0)204 14 3200
jari.maki-petays@upm.com